



Brewin
Dolphin

Your guide to MyBrewin



Contents

Registering for MyBrewin	3
Using MyBrewin	8
- Portfolio Selection	8
- My Portfolio	9
- Portfolio Holdings	10
- Position Details	11
- Performance	12
- Portfolio Transactions	13
- Future Income	15
- Look Back	16
- Details	18
- Documents	19
Download the MyBrewin app	20
Frequently Asked Questions	21
Glossary	22

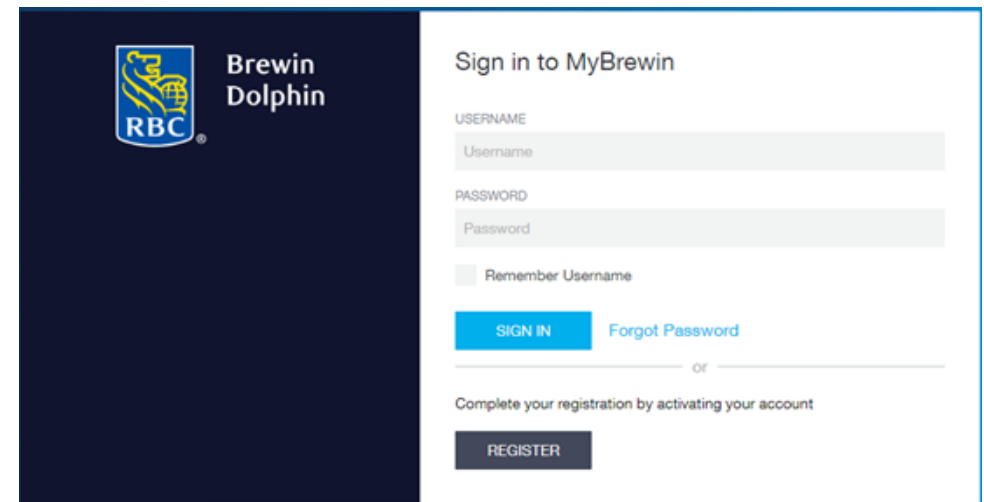
Registering for MyBrewin

Step 1

Type the following link into your browser address bar:
www.brewin.co.uk/mybrewin

Step 2

Click on the Register button.




The screenshot shows the MyBrewin login and registration interface. On the left, there is a dark blue header with the RBC Brewin Dolphin logo. The main content area is white and contains the following elements:

- Sign in to MyBrewin** header
- USERNAME** section with a text input field labeled "Username".
- PASSWORD** section with a text input field labeled "Password".
- A checkbox labeled "Remember Username".
- A blue "SIGN IN" button and a link for "Forgot Password".
- A horizontal line with "or" in the center.
- The text "Complete your registration by activating your account".
- A dark grey "REGISTER" button.

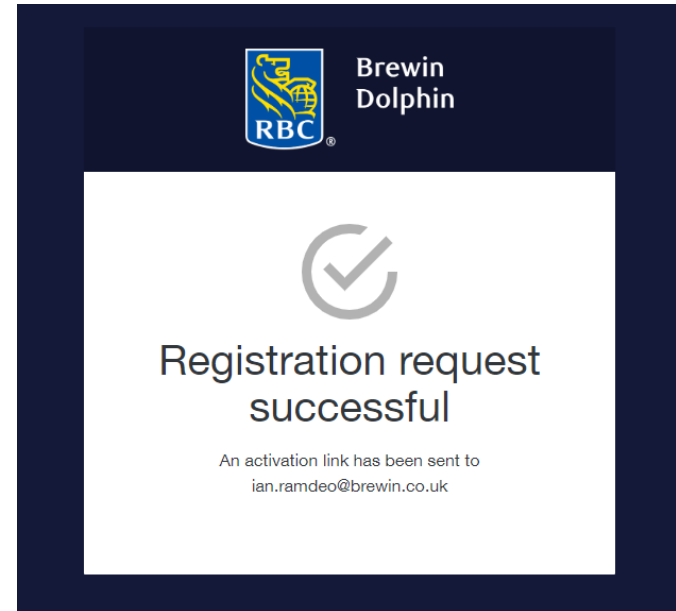
Step 3

Enter your email address then click the Register button.

If successful you will see the screen below.



The screenshot shows the registration page for Brewin Dolphin RBC. At the top left is the RBC logo, and to its right is the text "Brewin Dolphin". Below this is the heading "Registration". Underneath is a form with the label "EMAIL" and a text input field containing the placeholder "Email". At the bottom of the form are two buttons: "Back To Login" and "Register".



Step 4

An email will be sent to the email address provided, this will be from NoReply_MyBrewin@Brewin.co.uk. If you do not receive this after a couple of minutes please check your Junk / Spam email folder.

Within the email there will be a link to activate your account – click on the link. The email will also include details of your username.



Activate Your MyBrewin Account

Dear

Your account has been registered successfully and you have been assigned the following username:

You must activate your account before you can gain access. Please note that this link will only be valid for 20 minutes. Should it expire you will need to request a new link by registering for MyBrewin again.

[Click here to activate your account](#)

You are receiving this email because you requested registration and access to MyBrewin.

Once activated, download the MyBrewin App, available in the Apple Store and Google Play.

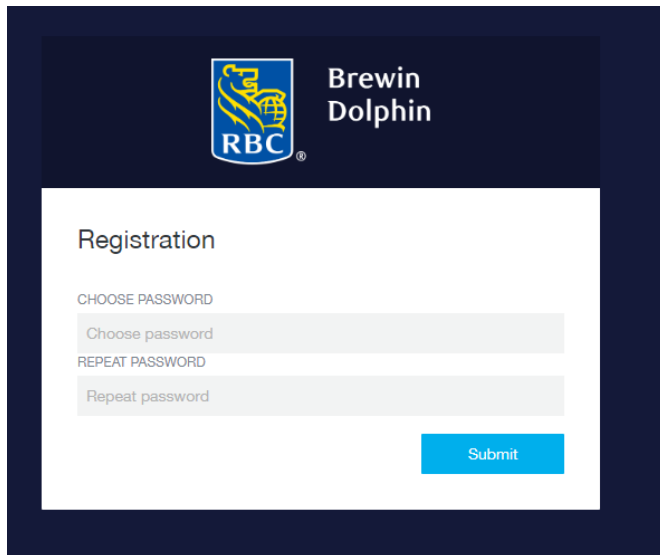
Please do not reply to this email as the mailbox is not monitored. If you have any questions or [queries](mailto:mybrewin@brewin.co.uk) please call 0333 207 9003 or email mybrewin@brewin.co.uk

Step 5

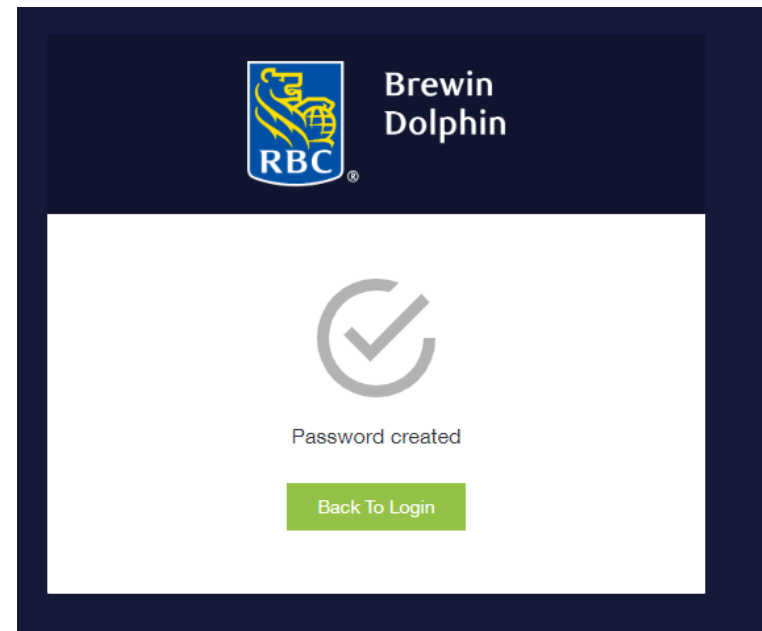
You will then be asked to create and verify a password. Your password needs to be at least eight characters long and contain at least one:

- upper case character
- lower case character
- number
- special character

After entering a valid password you will see the screen below.

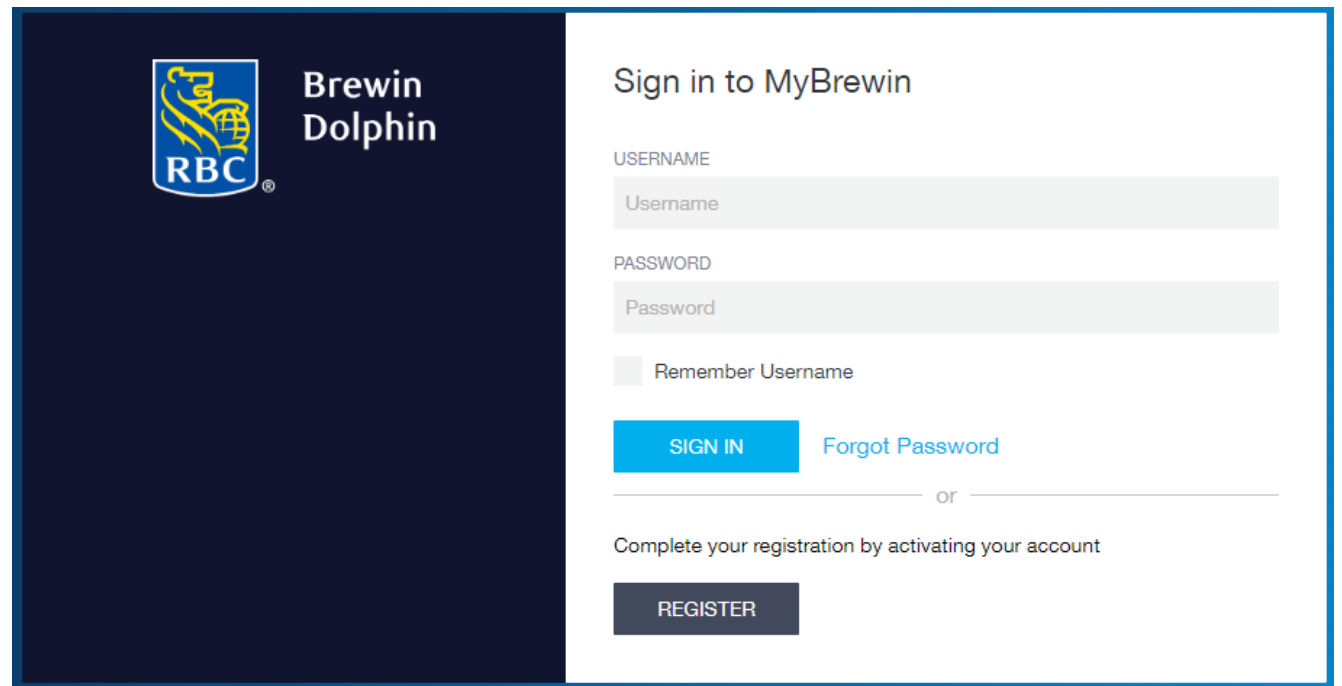



The screenshot shows the registration form for Brewin Dolphin. At the top left is the RBC logo, and to its right is the text "Brewin Dolphin". Below this is the heading "Registration". There are two input fields: "CHOOSE PASSWORD" with a placeholder "Choose password" and "REPEAT PASSWORD" with a placeholder "Repeat password". A blue "Submit" button is located at the bottom right of the form area.



Step 6

If your account has been activated correctly, you will be able to sign in to MyBrewin using your username and the password that you have just created.



 Brewin
Dolphin

Sign in to MyBrewin

USERNAME
Username

PASSWORD
Password

Remember Username

[SIGN IN](#) [Forgot Password](#)

or

Complete your registration by activating your account

[REGISTER](#)

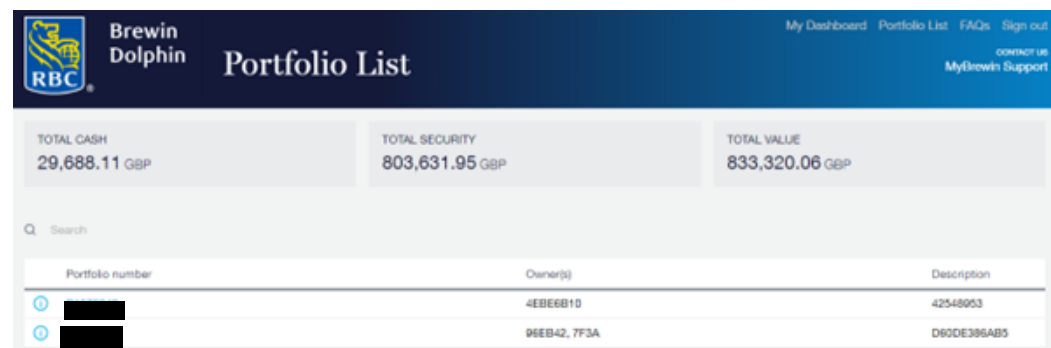
Using MyBrewin

Portfolio Selection

You will only see this page if you have access to more than one portfolio.

This page will also show you the total cash, stock and value for all your portfolios combined.

Click on the portfolio you would like to view.



The screenshot displays the 'Brewin Dolphin Portfolio List' interface. At the top, there is a navigation bar with the RBC logo, 'Brewin Dolphin' branding, and the title 'Portfolio List'. On the right side of the navigation bar, there are links for 'My Dashboard', 'Portfolio List', 'FAQs', 'Sign out', and 'contact us MyBrewin Support'.

Below the navigation bar, there are three summary boxes:

- TOTAL CASH: 29,688.11 GBP
- TOTAL SECURITY: 803,631.95 GBP
- TOTAL VALUE: 833,320.06 GBP


Below these boxes is a search bar with a magnifying glass icon and the text 'Search'.

The main content area features a table with the following columns: 'Portfolio number', 'Owner(s)', and 'Description'. There are two rows of data:

Portfolio number	Owner(s)	Description
██████████	4EBE6B10	42548953
██████████	96EB42, 7F3A	D60DE396AB5

My Portfolio

This screen provides a high level-summary of the portfolio



Brewin Dolphin
Portfolio Documents Archived Documents

FAQs Sign out
CONTACT US
MyBrewin Support

My Portfolio

DASHBOARD HOLDINGS PERFORMANCE TRANSACTIONS FUTURE INCOME LOOK BACK DETAILS
Group By Asset Supersector L1 ▾

PORTFOLIO [REDACTED] VALUATION DATE 21 Jul 2023

Portfolio Overview

LAST 12 MONTHS PERFORMANCE

-1.63%

TOTAL VALUE

429,087.95 GBP

ESTIMATED ANNUAL INCOME

10,456.40 GBP

OWNER(S)

[REDACTED]

INVESTMENT OBJECTIVE

Capital Growth

RISK PROFILE

Risk Level 5

PORTFOLIO DESCRIPTION

2A63E379A

MANAGEMENT TYPE

Discretionary

Portfolio Summary

TOTAL

429,087.95 GBP

- EQUITY COLLECTIVES
242,744.59 GBP
- BOND
108,390.05 GBP
- ALTERNATIVE INVESTMENTS
44,024.96 GBP
- EQUITY DIRECT
14,523.31 GBP
- PROPERTY
- CASH

My Accounts

Account	Total Cash	Total Stock	Total value	Total Income
[REDACTED]	3,065.67 GBP	0.00 GBP	3,065.67 GBP	0.00 GBP
[REDACTED]	5,593.49 GBP	420,428.79 GBP	426,022.28 GBP	10,456.40 GBP
	8,659.16 GBP	420,428.79 GBP	429,087.95 GBP	10,456.40 GBP

Portfolio Holdings

On this page, you will find a list of all holdings within the portfolio, with prices as at the close of business on the previous working day.

Portfolio Holdings

Portfolio Documents Archived Documents

FAQs Sign out

CONTACT US MyBrewin Support

DASHBOARD HOLDINGS PERFORMANCE TRANSACTIONS FUTURE INCOME LOOK BACK DETAILS

PORTFOLIO [REDACTED] VALUATION DATE: 21 Jul 2023

Group By Asset Allocation Currency

TOTAL CASH: 8,659.16 GBP

TOTAL SECURITY: 420,428.79 GBP

TOTAL VALUE: 429,087.95 GBP

Portfolio Summary

BOOK COST: 407,685.37 GBP

OVERALL GAIN OR LOSS: 5.25%↑

ESTIMATED ANNUAL INCOME: 10,456.40 GBP

ESTIMATED YIELD %: 2.44%↑

UK Bonds (17.51% OF YOUR OVERALL PORTFOLIO)

MARKET VALUE	SECURITY	ACCOUNT	PRICE	CHANGE	BOOK COST	QUANTITY
9,203.17 GBP	M&G INVESTMENT FUNDS (10) M&G UK INFLT LINKED CORP BD STG PP DIS	ISAAG1361	1.05 GBP	-0.10 % ↓	8,998.93 GBP	8,730.00
7,883.32 GBP	MAN FIXED INTEREST ICVC MAN GLG STERLING CORP BD INSTL G DIS	ISAAG1361	0.86 GBP	-0.15 % ↓	8,000.02 GBP	9,117.89
8,263.73 GBP	ROYAL LONDON BOND FUNDS II ICVC ROYAL LONDON ETHICAL BOND Z GBP DIS	ISAAG1361	0.95 GBP	-0.72 % ↓	9,029.63 GBP	8,663.10
13,286.09 GBP	TWENTYFOUR INVESTMENT FUNDS CORPORATE BOND I GBP DIS	ISAAG1361	80.37 GBP	—	17,449.76 GBP	165.31
9,480.05 GBP	UNITED KINGDOM(GOVERNMENT OF) 0.25% BDS 31/07/2031 GBP1000	ISAAG1361	73.17%	-0.48 % ↓	10,999.40 GBP	12,935.33 GBP
12,578.78 GBP	UNITED KINGDOM(GOVERNMENT OF) 4.125% BDS 29/01/2027 GBP1000	ISAAG1361	97.94%	-0.09 % ↓	12,738.24 GBP	12,590.00 GBP
14,427.85 GBP	UNITED KINGDOM(GOVERNMENT OF) 4.25% SNR BDS 07/12/2027 GBP1000 'REGS'	ISAAG1361	98.74%	-0.36 % ↓	14,758.93 GBP	14,538.04 GBP
75,122.99 GBP	SubTotal				81,974.91 GBP	

Filter assets by perspective, level and currency

Show all categories of asset or filter by category

Position Details

The Position Details page, accessed by clicking on an individual holding on the Holdings page, provides further information about the stock.

Brewin Dolphin Portfolio Documents Archived Documents Portfolio List FAQs Sign out
CONTACT US MyBrewin Support

Position Details

[← BACK TO PORTFOLIO](#)

POSITION DETAILS

QUANTITY	7,632.46	PRICE	1.13 GBP
MARKET VALUE	8,606.67 GBP	MARKET VALUE (VC)	8,606.67 GBP
PORTFOLIO %	35.58%	BOOK COST	8,039.96 GBP
GROSS IN P/A	0.00 GBP	EST % YIELD	0.00%
ACCRUED INTEREST	-		

PRICE HISTORY

1M 3M 6M 1Y YTD

PRODUCT DETAILS

NAME
[REDACTED]

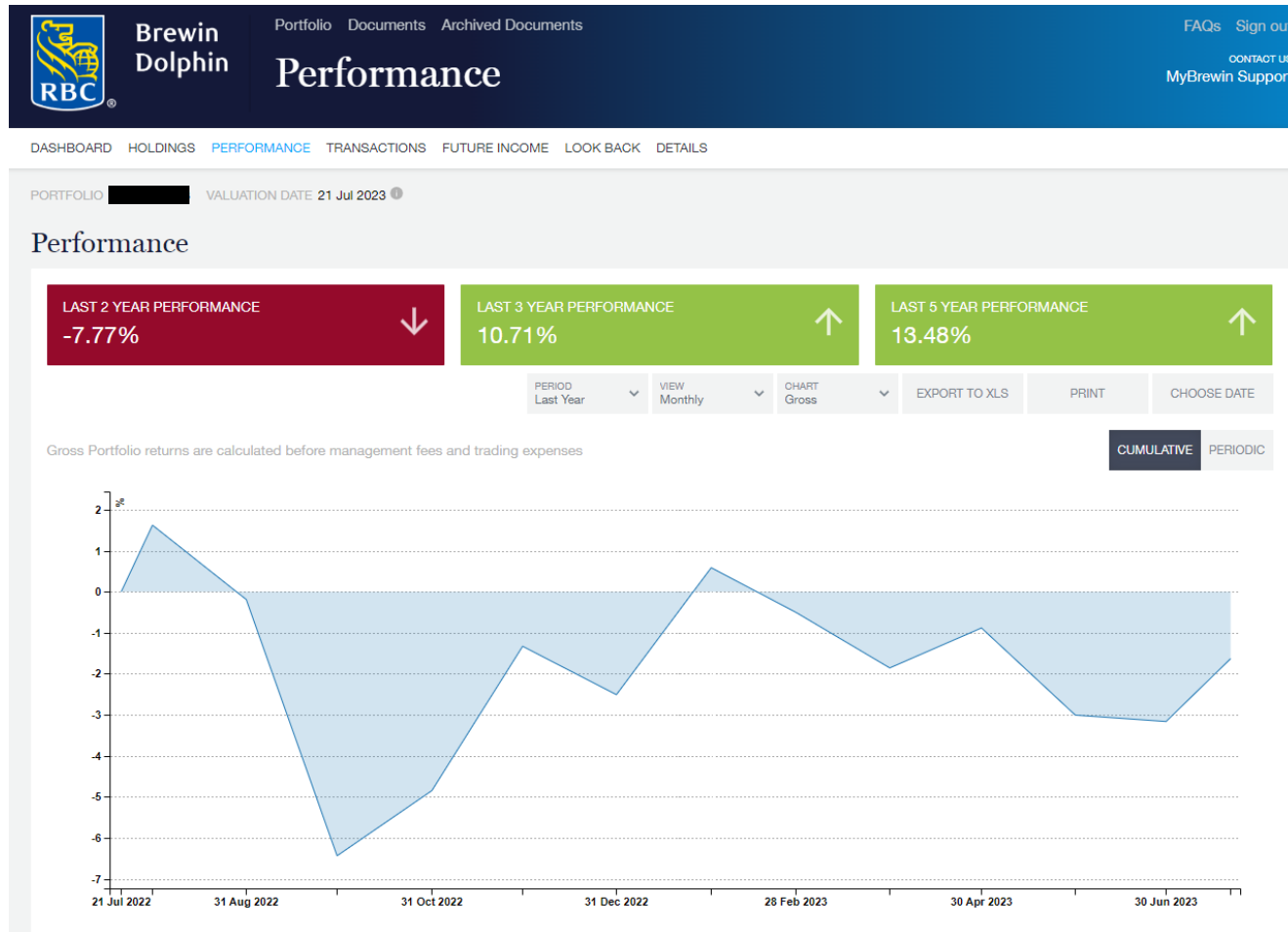
TYPE	Mutual Fund	CURRENCY	GBP
ISIN	DUMY92037368	SEDOL	9203736

PRICE DATE
19 Jul 2023

Click the buttons to see the price history of the stock over 1 month, 3 months, 6 months, 1 year or the year to date.

Performance

This page provides a summary of the portfolio's performance



Choose how to view a portfolio:

- the period
- view
- chart
- choose date

Export performance information to XLS or print the screen.

Portfolio Transactions

This page provides a list of all transactions for the account, over the period selected.

The transactions are grouped into several sections; Income Statement, Security Transactions, Corporate Actions, Dealing Statement and Capital Statement. The following pages show the other sections available within the transaction section.

The screenshot displays the 'Portfolio Transaction' page for a Brewin Dolphin account. The header includes the RBC logo, 'Brewin Dolphin', and navigation links for 'Portfolio', 'Documents', and 'Archived Documents'. On the right, there are links for 'FAQs', 'Sign out', and 'CONTACT US MyBrewin Support'. Below the header is a navigation bar with 'DASHBOARD', 'HOLDINGS', 'PERFORMANCE', 'TRANSACTIONS' (highlighted), 'FUTURE INCOME', 'LOOK BACK', and 'DETAILS'. The main content area shows 'PORTFOLIO [REDACTED]' and 'VALUATION DATE 21 Jul 2023'. A secondary navigation bar includes 'ALL', 'INCOME STATEMENT' (selected), 'SECURITY TRANSACTIONS', 'CORPORATE ACTIONS', 'DEALING STATEMENT', and 'CAPITAL STATEMENT'. The 'Income Statement' section features a table with the following data:

DATE	ACCOUNT	NARRATIVE	PAYMENTS	RECEIPTS	BALANCE
10 Jul 2023	[REDACTED]	AAAAAAAAAAAAAAAAAAAAA	380.07 GBP	-	-257.80 GBP
03 Jul 2023	[REDACTED]		47.89 GBP	-	122.27 GBP
30 Jun 2023	[REDACTED]		-	84.49 GBP	170.16 GBP
30 Jun 2023	[REDACTED]		-	37.78 GBP	85.67 GBP
27 Jun 2023	[REDACTED]		-	47.89 GBP	47.89 GBP

A 'Show more' button is located below the table.

Security Transactions

DATE	ACCOUNT	SECURITY	NARRATIVE	SETTLEMENT DATE	REFERENCE	QUANTITY
06 Jun 2023	[REDACTED]	UNITED KINGDOM(GOVERNMENT OF) 4.125% BDS 29/01/2027 GBP1000	Buy	07 Jun 2023	42648505	5,790.00 GBP
31 May 2023	[REDACTED]	ISHARES II PLC CORE UK GILTS UCITS ETF GBP DIST	Sell	02 Jun 2023	41837416	-594.00
28 Apr 2023	[REDACTED]	UNITED KINGDOM(GOVERNMENT OF) 4.125% BDS 29/01/2027 GBP1000	Buy	02 May 2023	37422239	6,800.00 GBP
26 Apr 2023	[REDACTED]	VANGUARD INVESTMENT SERIES PLC VANGUARD U S GOVT BOND IDX GBP HGD DIS	Sell	28 Apr 2023	36307187	-78.77
23 Feb 2023	[REDACTED]	MAN FIXED INTEREST ICVC MAN GLG STERLING CORP BD INSTL G DIS	Buy	01 Mar 2023	24463462	9,117.89

Show more

Corporate actions

DATE	ACCOUNT	SECURITY	NARRATIVE	QUANTITY
16 Sep 2022	[REDACTED]	FRANKLIN TEMPLETON FUNDS FTF CLEARBRIDGE GBL INFRSTR INC EB GBP	MERGER 1:1	7,835.00
16 Sep 2022	[REDACTED]	FRANKLIN TEMPLETON FUNDS II FTF II CLEARBRIDGE GBL INFRSTR INC S DIS	MERGER 1:1	-7,835.00
31 Aug 2021	[REDACTED]	INVESCO FAR EASTERN INVESTMENT SRS INVESCO ASIAN UK D DIS	FUND CLASS CONVERSION	2,768.74
31 Aug 2021	[REDACTED]	INVESCO INVESTMENT SRS INVESCO ASIAN UK Z DIS	FUND CLASS CONVERSION	-1,452.00
15 Apr 2021	[REDACTED]	M&G INVESTMENT FUNDS (10) M&G UK INFLT LINKED CORP BD STG PP DIS	FUND CLASS CONVERSION	8,730.00

Show more

N.B. The dealing statement is only shows information before 26 January 2023. After this date these transactions are included under Capital Statement

Dealing Statement

DATE	ACCOUNT	NARRATIVE	UNIT PRICE	DEBIT	CREDIT	BALANCE
26 Jan 2023	[REDACTED]		-	9,293.70 GBP	-	0.00 GBP
20 Jan 2023	[REDACTED]		-	-	9,293.70 GBP	9,293.70 GBP
16 Jan 2023	[REDACTED]		-	974.59 GBP	-	0.00 GBP
16 Jan 2023	[REDACTED]		-	-	974.59 GBP	974.59 GBP
14 Oct 2022	[REDACTED]		-	-	436.62 GBP	0.00 GBP

Show more

Capital Statement

DATE	ACCOUNT	NARRATIVE	UNIT PRICE	DEBIT	CREDIT	BALANCE
03 Jul 2023	[REDACTED]		-	-	47.89 GBP	4,381.62 GBP
19 Jun 2023	[REDACTED]		-	-	205.84 GBP	4,333.73 GBP
12 Jun 2023	[REDACTED]		-	-	508.95 GBP	4,127.89 GBP
06 Jun 2023	[REDACTED]		-	5,876.15 GBP	-	3,618.94 GBP
05 Jun 2023	[REDACTED]		-	-	375.34 GBP	9,495.09 GBP

Show more

Future Income

This page provides an estimation of future income from the portfolio.

Portfolio Documents Archived Documents FAQs Sign out
CONTACT US
MyBrewin Support

DASHBOARD HOLDINGS PERFORMANCE TRANSACTIONS **FUTURE INCOME** LOOK BACK DETAILS

PORTFOLIO: [REDACTED] VALUATION DATE: 21 Jul 2023

EXPORT XLS PRINT CHOOSE DATE

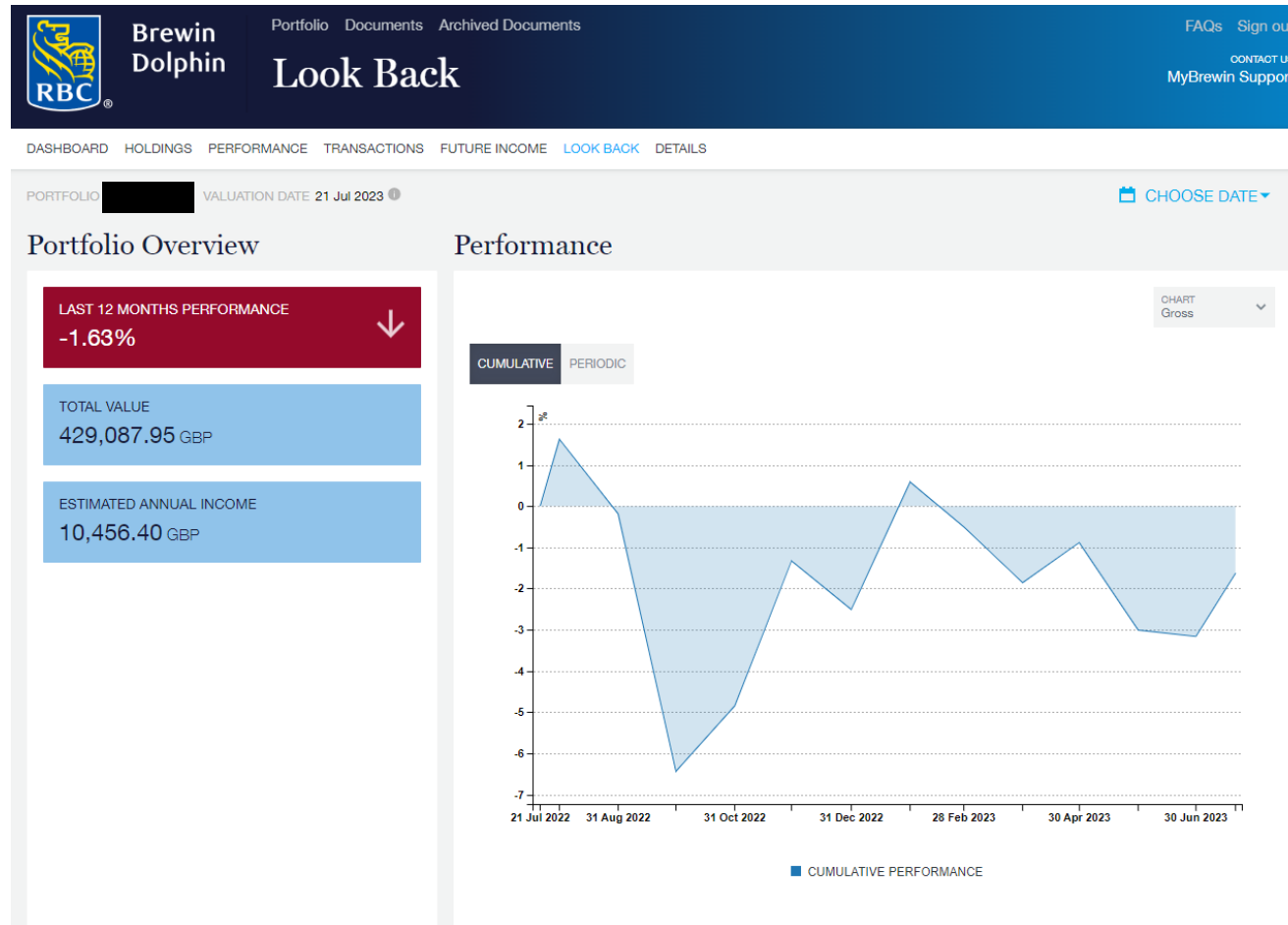
DATE	SECURITY	GROSS AMOUNT VC	PRICE (QC)	CURRENT HOLDING	GROSS AMOUI
28 Jul 2023	TWENTYFOUR INVESTMENT FUNDS CORPORATE BOND I GBP DIS	126.51 GBP	0.77 GBP	165.31	126.
29 Jul 2023	UNITED KINGDOM(GOVERNMENT OF) 4.125% BDS 29/01/2027 GBP1000	259.67 GBP	2.06	12,590.00 GBP	259.
31 Jul 2023	UNITED KINGDOM(GOVERNMENT OF) 0.25% BDS 31/07/2031 GBP1000	16.17 GBP	0.13	12,935.33 GBP	16.
31 Jul 2023	DIGITAL 9 INFRASTRUCTURE PLC ORD NPV	179.80 GBP	0.02 GBP	8,990.00	179.
28 Aug 2023	AXA FIXED INTEREST INVESTMENT ICVC AXA US SHORT DUR HIGH YIELD ZI GROSS DIS	104.22 GBP	0.02 GBP	5,250.00	104.
30 Aug 2023	ISHARES II PLC USD TIPS UCITS ETF GBP DIS HEDGED	36.96 GBP	0.02 GBP	2,062.00	36.
31 Aug 2023	JANUS HENDERSON FUND MGMT UK LTD JANUS HEND FXD INTEREST MTHLY INC I DIS	43.40 GBP	0.00 GBP	12,419.96	43.
15 Sep 2023	MURRAY INCOME TRUST ORD GBP0.25	99.01 GBP	0.09 GBP	1,085.00	99.
27 Sep 2023	SSGA SPDR ETFS EUROPE I PLC SPDR S&P US DIV ARISTOCRATS UCIT ETF GBP	47.75 GBP	0.38 USD	160.00	61.
30 Sep 2023	FIRST SENTIER INVESTORS ICVC FSSA JAPAN FOCUS B GBP ACC	0.59 GBP	0.00 GBP	2,078.20	0.
30 Sep 2023	NINETY ONE FUNDS SERIES I DIVERSIFIED INCOME J 2 GBP DIS	43.16 GBP	0.00 GBP	13,973.77	43.
30 Sep 2023	JANUS HENDERSON FUND MGMT UK LTD JANUS HEND FXD INTEREST MTHLY INC I DIS	43.40 GBP	0.00 GBP	12,419.96	43.
30 Sep 2023	ROYAL LONDON BOND FUNDS II ICVC ROYAL LONDON ETHICAL BOND Z GBP DIS	79.54 GBP	0.01 GBP	8,663.10	79.
28 Oct 2023	TWENTYFOUR INVESTMENT FUNDS CORPORATE BOND I GBP DIS	126.51 GBP	0.77 GBP	165.31	126.
31 Oct 2023	BLACKROCK FUND MANAGERS LTD BLACKROCK CONTINENTAL EUROPEAN INC D DIS	60.74 GBP	0.02 GBP	3,411.57	60.
31 Oct 2023	NINETY ONE FUNDS SERIES I DIVERSIFIED INCOME J 2 GBP DIS	43.16 GBP	0.00 GBP	13,973.77	43.

By adding an end date, only entries up to that date will be displayed.

This table can be exported to an Excel spreadsheet using the EXPORT XLS button.

Look Back

The Look Back page allows you to select a date in the past and see what your portfolio looked like on that date.



Details

This shows a brief overview of your personal details.

You can also view our FAQs page from this page as well as information about how to contact us for support.

RBC Brewin Dolphin Portfolio Documents Archived Documents FAQs Sign out

Details CONTACT US
MyBrewin Support

DASHBOARD HOLDINGS PERFORMANCE TRANSACTIONS FUTURE INCOME LOOK BACK **DETAILS**

<p>YOUR PERSONAL PROFILE</p> <p>E-MAIL Favorite</p> <p>TELEPHONE NUMBERS Fixed Telephone Number Mobile</p>	<p>PORTFOLIO OVERVIEW</p> <p>OWNER(S) MANAGEMENT START DATE 10 Sep 2014 MANAGEMENT TYPE Discretionary</p>	<p>PORTFOLIO DESCRIPTION</p> <p>INVESTMENT OBJECTIVE Capital Growth RISK PROFILE Risk Level 5</p>
---	--	--

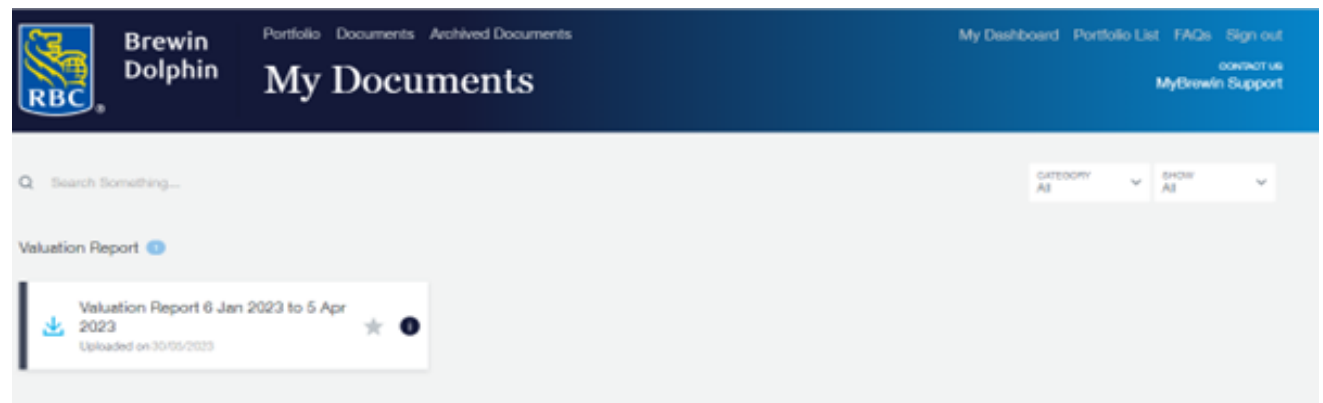
My Documents

Valuation packs pre April 2023 are accessible by selecting Archived Documents. Valuation packs April 2023 onwards are accessible by selecting Documents.

New documents are available via MyBrewin after you have received your valuation pack by post.



This screenshot shows the 'Archived Documents' section of the MyBrewin interface. The header includes the RBC Brewin Dolphin logo, navigation links for 'Portfolio', 'Documents', and 'Archived Documents', and user options for 'FAQs', 'Sign out', and 'CONTACT US MyBrewin Support'. A search bar is present with the placeholder text 'Search Something...'. Below the search bar, there are two dropdown menus for 'CATEGORY' and 'SHOW', both set to 'All'. The main content area is titled 'Archived Reports' with a count of 2. It displays two document cards: 'Valuation Report 06 July 2021 to 05 October 2021.pdf' (uploaded 03/02/2022) and 'Valuation Report 06 April 2021 to 05 July 2021.pdf' (uploaded 09/10/2021). Each card includes a download icon, a star, and an information icon.



This screenshot shows the 'My Documents' section of the MyBrewin interface. The header includes the RBC Brewin Dolphin logo, navigation links for 'Portfolio', 'Documents', and 'Archived Documents', and user options for 'My Dashboard', 'Portfolio List', 'FAQs', 'Sign out', and 'CONTACT US MyBrewin Support'. A search bar is present with the placeholder text 'Search Something...'. Below the search bar, there are two dropdown menus for 'CATEGORY' and 'SHOW', both set to 'All'. The main content area is titled 'Valuation Report' with a count of 1. It displays one document card: 'Valuation Report 6 Jan 2023 to 5 Apr 2023' (uploaded 30/05/2023). The card includes a download icon, a star, and an information icon.

Download the MyBrewin app

MyBrewin is available as an app for both Apple and Android smartphones.

It has all the core features of MyBrewin, plus some that are specific to mobile apps such as facial and thumbprint recognition.



The value of investments, and any income from them, can fall and you may get back less than you invested.

Neither simulated nor actual past performance are reliable indicators of future performance.

Performance is quoted before charges which will reduce illustrated performance.

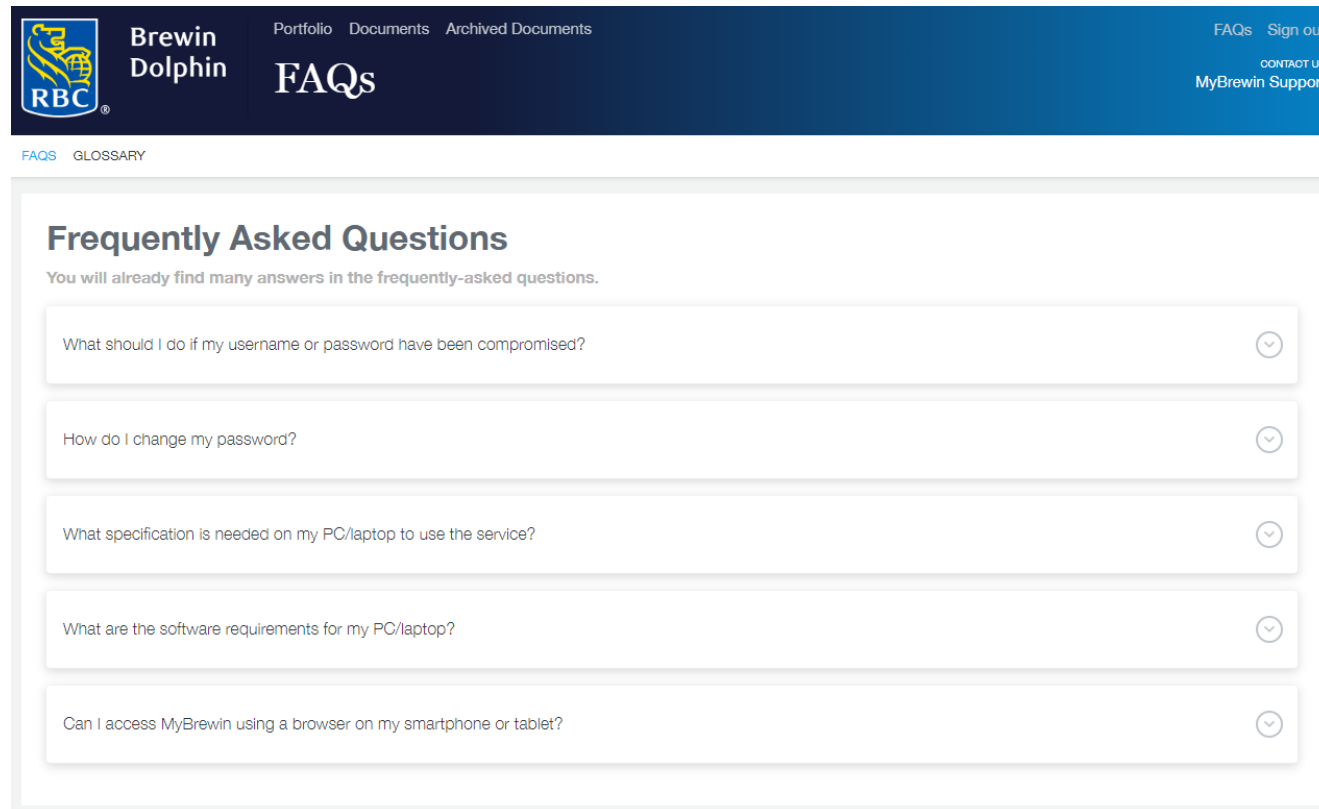
Investment values may increase or decrease as a result of currency fluctuations.

Information is provided only as an example and is not a recommendation to pursue a particular strategy.

We or a connected person may have positions in or options on the securities mentioned herein or may buy, sell or offer to make a purchase or sale of such securities from time to time. In addition we reserve the right to act as principal or agent with regard to the sale or purchase of any security mentioned in this document. For further information, please refer to our conflicts policy which is available on request or can be accessed via our website at www.brewin.co.uk

Frequently Asked Questions

This section contains answers to our most frequently asked questions. Please see if you can find the answer to your query here, before contacting the Customer Services team.



The screenshot shows the top navigation bar of the RBC Brewin Dolphin website. On the left is the RBC logo. In the center, the text 'Brewin Dolphin' is followed by 'FAQs'. To the right of 'Brewin Dolphin' are links for 'Portfolio', 'Documents', and 'Archived Documents'. On the far right, there are links for 'FAQs', 'Sign out', and 'CONTACT US MyBrewin Support'. Below the navigation bar, there are links for 'FAQS' and 'GLOSSARY'. The main content area is titled 'Frequently Asked Questions' and includes a sub-header: 'You will already find many answers in the frequently-asked questions.' Below this are five expandable question cards, each with a question and a downward-pointing arrow icon on the right side. The questions are: 'What should I do if my username or password have been compromised?', 'How do I change my password?', 'What specification is needed on my PC/laptop to use the service?', 'What are the software requirements for my PC/laptop?', and 'Can I access MyBrewin using a browser on my smartphone or tablet?'.

Glossary

You can refer to our glossary which can be found using the FAQs icon.

RBC Brewin Dolphin [Portfolio](#) [Documents](#) [Archived Documents](#) [FAQs](#) [Sign out](#)

Glossary [CONTACT US](#)
[MyBrewin Support](#)

[FAQS](#) [GLOSSARY](#)

Valuation date: Date that the prices and the holdings were last updated	Portfolio: The portfolio view selected	Security: All the stocks you hold will be listed in a column under this heading
Portfolio Code/Number: Account number	Quantity: The number of shares held	Book Cost: The original cost of the holding
Price: The mid-price of relevant stocks at the close of the previous day?s dealing, quoted in the stock?s local currency. (pension portfolios will be valued using the Quarter-up price)	Market Value: The value of the holding, at the time of the last portfolio update	Est Gross Income: The annual income provided by the stock held, before the deduction of tax
Portfolio %: The annual percentage of gross income provided by the stock, before deduction of tax	Owner name: Owner(s) of the portfolio	Management type: The way in which the portfolio is managed i.e. which service
Risk Profile: Risk profile that has been agreed for the portfolio	Last Performance: The last 12 months cumulative performance of the portfolio	Total Value: Total value of the portfolio selected
Account: Number used to identify whether this the main dealing account or an ISA account	Accrued Interest (AI): This relates to Bonds only and relates to any interest accruing to the holding	Management start date: Date that the account was set up

RBC Brewin Dolphin is a trading name of Brewin Dolphin Limited. Brewin Dolphin Limited is authorised and regulated by the Financial Conduct Authority (Financial Services Register reference number 124444) and regulated in Jersey by the Financial Services Commission. Registered Office; 12 Smithfield Street, London, EC1A 9BD. Registered in England and Wales company number: 2135876. VAT number: GB 690 8994 69

BD1955 07/20